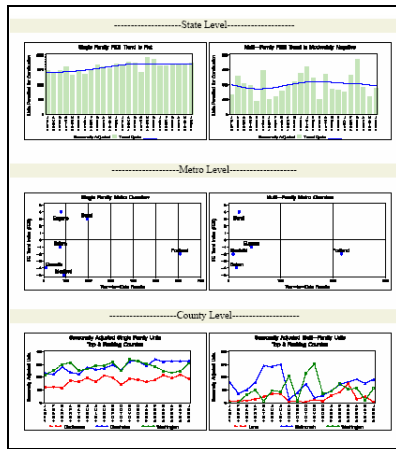
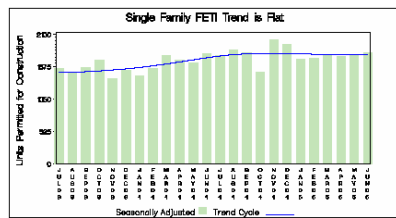


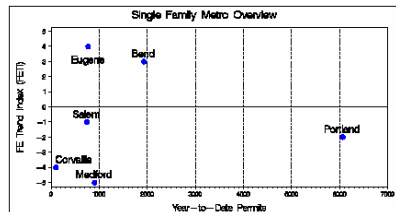
Trends at a glance . . .



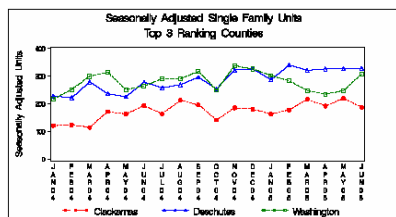
Where is state construction heading . . .



Which metro areas are hot . . .



Trends in top counties . . .



3800 SW Cedar Hills Blvd.
Suite 241
Beaverton, OR 97005
Phone: (503) 626-1657
Fax: (503) 626-6320
Email: housingtrends@forecon.com

Housing Construction Trends

A Concise Analysis of Trends in Residential Construction Permits

Housing Construction Trends (HCT) makes it easy to stay abreast of trends in residential construction. Every month the HCT Report allows subscribers to quickly see where the market is headed using our convenient Snapshot page. Subscribers see the strength and direction in residential construction at the state, metro area, and county levels. Monthly permit series and analysis can also be downloaded from the HCT website.

Use Housing Construction Trends to . . .

- Quickly see strength and direction of trends in units permitted for construction
- Know when construction trends are reaching a turning point
- Determine market share by geographic areas
- Download monthly permit series for your own analysis and forecasting

Key features . . .

- Free sample reports at website
- Risk free 30-day money back guarantee
- Annual subscriptions available by state for all 50 states
- Subscribe to receive reports, data, or both (combined)
- Receive reports via email or download from website
- Download historical permit series using pre-built or custom queries
- Reports and online data updated monthly

States	Discount	Annual Subscription Price Per State*		
		Data	Report	Combined
1 State	0%	\$500	\$500	\$800
2 to 8 States	15%	\$425	\$425	\$680
Over 8 States	30%	\$350	\$350	\$560
Entire US	70%	\$150	\$150	\$240

*Prices based on Individual/Small Business subscription and are subject to change without notice. See website for other subscription types.

Visit <http://housingtrends.forecon.com> to get free sample reports and start your risk-free subscription today.